

2026 Tokyo University of Science

Application Guidebook

Graduate School Doctoral Course

[General Selection] (Excerpt)

*This is an excerpt from the application guidebook. Before applying, please contact the faculty member you wish to have research guidance, and prepare your application accordingly.

○ Where to Direct Inquiries (Application submission, mailing address)

| | |
|--|--------------|
| Administration Section for Faculty of Science 1-3 Kagurazaka, Shinjuku-ku, Tokyo 162-8601 | |
| Graduate School of Science | 03-5228-8120 |
| Administration Section for Faculty of Management 1-11-2 Fujimi, Chiyoda-ku, Tokyo 102-0071 | |
| Graduate School of Management | 03-3556-2505 |
| Administration Section for Faculty of Science and Technology 2641 Yamazaki, Noda-shi, Chiba-ken 278-8510 | |
| Graduate School of Science and Technology | 04-7122-9728 |
| Administration Office for Graduate School of Biological Science 2669 Yamazaki, Noda-shi, Chiba-ken 278-0022 | |
| Graduate School of Biological Sciences | 04-7121-4033 |
| Administration Section for Faculty of Engineering 6-3-1 Nijuku, Katsushika-ku, Tokyo 125-8585 | |
| Graduate School of Engineering | 03-5876-1571 |
| Administration Section for Faculty of Advanced Engineering 6-3-1 Nijuku, Katsushika-ku, Tokyo 125-8585 | |
| Graduate School of Advanced Engineering | 03-5876-1586 |

*During the application period, inquiries and application documents are accepted during the hours below.
Please note that these hours may differ from regular office hours.

8:30 AM to 5:00 PM (closed from 12:45 PM to 1:45 PM)

[General Selection]

1. Eligibility requirements for applying

The applicants must meet one of the five requirements below.

- (1) A person who possesses a master's degree or expects to obtain one in March 2026
- (2) A person who possesses a professional degree or expects to obtain one in March 2026
- (3) A person who has completed a curriculum recognized as being at least equivalent to a master's program at a graduate school in a foreign country, or who expects to do by the end of March 2026
- (4) A person designated by the Ministry of Education, Culture, Sports, Science and Technology
- (5) Persons whom the graduate schools of this university recognize to have academic abilities equal with or higher than those of persons who possess master's degrees and who will have reached the age of 24 by March 31, 2026

◎ **Applicants satisfying the above eligibility requirement (5)** are required to undergo eligibility screening. Therefore, such applicants must be certain to contact the relevant Graduate School in advance, and to submit a “Personal History for Qualification of Entrance Examination” (“入学試験出願資格認定審査調書”) (designated form), “List of Research Achievements” (“研究業績一覧”) (designated form), “Outline of Research Achievements” (“研究業績概要”) (designated form), “Graduation Certificate,” and, if the applicant performed graduation research work, “Graduation Thesis (Copy) or Outline of Graduation Thesis,” along with a stamped, self-addressed envelope (*Nagagata* size 3, with 410 yen worth of stamps) so that the materials arrive **no later than Wednesday, January 7, 2026**. <For inquiries and submission addresses, refer to the contact information list on P.1.> Applicants are notified of screening results immediately.

2. Number of Student Openings, Screening Schedule

| Graduate School | Department | Number of student openings | Campus | Application period※ | Screening schedule | Announcement of successful applicants | Admission procedures period |
|--|---|--|------------|---|---|---------------------------------------|---------------------------------------|
| Graduate School of Science | Department of Mathematics | 3 students | Kagurazaka | Tuesday, January 13 to Friday, January 23, 2026 (postmark deadline) | From Thursday, February 19 at 1:00 PM | Monday, March 9 at 10:00 AM | Tuesday, March 10 to Monday, March 16 |
| | Department of Physics Department of Chemistry Department of Applied Mathematics | 5 students 4 students 3 students | | | From Sunday, February 22 at 10:00 AM | | |
| Graduate School of Engineering | Department of Mathematics and Science Education | 3 students | Kagurazaka | Wednesday, January 7 to Wednesday, January 14, 2026 (postmark deadline) | From Saturday, February 21 at 10:00 AM | | |
| | Department of Architecture | 3 students | Katsushika | | | | |
| | Department of Industrial Chemistry | 3 students | | | | | |
| | Department of Electrical Engineering | 3 students | | | | | |
| | Department of Information and Computer Technology | 3 students | | | | | |
| Department of Mechanical Engineering | 5 students | | | | | | |
| Graduate School of Science and Technology (*1) | Department of Mathematics | 3 students | Noda | Wednesday, January 7 to Wednesday, January 14, 2026 (postmark deadline) | | | |
| | Department of Physics and Astronomy | 3 students | | | | | |
| | Department of Information Sciences | 4 students | | | | | |
| | Department of Applied Biological Science | 4 students | | | | | |
| | Department of Architecture | 3 students | | | | | |
| | Department of Pure and Applied Chemistry | 3 students | | | | | |
| | Department of Electrical Engineering | 3 students | | | | | |
| | Department of Industrial and Systems Engineering | 3 students | | | | | |
| | Department of Mechanical and Aerospace Engineering | 3 students | | | | | |
| | Department of Civil Engineering | 3 students | | | | | |
| Graduate School of Advanced Engineering | Department of Applied Electronics | 6 students | Katsushika | Friday, January 9 to Tuesday, January 27, 2026 (postmark deadline) | From Wednesday, February 18 at 10:00 AM | | |
| | Department of Materials Science and Technology | 6 students | | | | | |
| | Department of Biological Science and Technology | 6 students | | | | | |
| | Department of Applied Physics | 3 students | | | | | |
| | Department of Medical and Robotic Engineering Design | 3 students | | | | | |
| Graduate School of Management | Department of Management | 5 students | Kagurazaka | Wednesday, January 7 to Friday, January 16, 2026 (postmark deadline) | From Wednesday, February 11 at 10:00 AM | | |
| Graduate School of Biological Sciences | Department of Biological Sciences | 5 students | Noda | Friday, January 9 to Tuesday, January 27, 2026 (postmark deadline) | From Monday, February 16 at 10:00 AM | | |

***If applying from outside Japan, the application must arrive by the last day of the application period.**

The Application Guidebook for the Graduate School of Pharmaceutical Sciences and the Department of Global Fire Science and Technology in the Graduate School of Science and Technology is available separately on the website of the university.

3. Screening Method

An oral examination will be conducted regarding your desired Department's specialized subject, foreign language and master's thesis. Where necessary, a written examination will also be conducted.

- ◎For the Department of Chemistry in the Graduate School of Science and the Department of Industrial Chemistry in the Graduate School of Engineering, a presentation about research to date and future research plans will be required, followed by a question-and-answer session. Please bring your own computer and any other requisite materials. The presentation time is 18 minutes for the Department of Chemistry in the Graduate School of Science and 15 minutes for the Department of Industrial Chemistry in the Graduate School of Engineering.
- ◎For the Department of Electrical Engineering and the Department of Information and Computer Technology in the Graduate School of Engineering, an evaluation of English proficiency is made based on your TOEIC score in lieu of a written English examination.
- ◎For the Department of Pure and Applied Chemistry in the Graduate School of Science and Technology, an evaluation of English proficiency is made based on your TOEIC score.
- ◎For the Department of Electrical Engineering in the Graduate School of Science and Technology, an evaluation of English proficiency is made based on your TOEIC or TOEFL score. However, if no documents proving the score are submitted, a written English examination will be required.
- ◎For the Department of Management in the Graduate School of Management, only English is eligible as a foreign language. In addition, a presentation (15 minutes) for "contents of master's thesis" and "future research plan" is required along with a question-and-answer session (25 minutes). "Contents of master's thesis" can be substituted with the contents of a report other than a master's thesis, such as for those who completed an MBA program. Please bring a computer, etc. (with an HDMI or RGB cable connection available).

4. Application Documents

Please gather all of the application documents, etc. below, and either submit them directly or mail them (must be postmarked by the deadline) to the applicable office listed on P.1 within the application period.

If these certificates are written in a language other than Japanese or English, they must be accompanied by a certified Japanese or English translation from a public institution, Japanese language school or translation company.

Also, if the name on the certificates submitted for application documents 2 or 3 is different to the name on other application documents, due to a change of surname or other such reason, the application documents should be accompanied by public documentation (either the original or a copy) attesting to the fact that the applicant is the person named on the application documents.

The various forms designated by the university can be downloaded from the website of the university.

Print out the forms designated by the university on A4 size paper, single-sided, and submit them.

| | Application Document | Remarks |
|---|---|--|
| 1 | Application for Admission (“入学願書”) | Must be filled out by the applicant on the form designated by the university. Please use a color photograph taken within 3 months. *The photo on the Application for Admission will be used for the “Student ID” photo at the time of admission. |
| 2 | Academic transcript | (undergraduate, master’s course) |
| 3 | Graduation certificate or prospective graduation certificate of completion of master’s program | Persons expecting to complete a master’s program at Tokyo University of Science in March 2026 are not required to submit these documents. |
| 4 | Resume (“履歴書”) (form designated by university) | |
| 5 | Master’s thesis or a copy of master’s thesis | |
| 6 | Research plan/ performance report (“研究計画・業績書”) *Applicants for the Department of Mathematics and Science Education in the Graduate School of Science must follow the explanatory note below. | Use the form designated by the university. |
| 7 | Others | <p>For the Department of Electrical Engineering and Department of Information and Computer Technology in the Graduate School of Engineering, you must submit a printout of your TOEIC score sheet (TOEIC IP is also acceptable) or digital official certificate (must have been taken within the past two years prior to application). However, for the TOEIC public test, only a printout of the official digital certificate will be accepted. Submitted score sheets will not be returned.</p> <p>For the Department of Pure and Applied Chemistry in the Graduate School of Science and Technology, you must submit a printout of your TOEIC score sheet (TOEIC IP is also acceptable) or digital official certificate (must have been taken within the past two years prior to application). However, for the TOEIC public test, only a printout of the official digital certificate will be accepted. Submitted score sheets will not be returned.</p> <p>For the Department of Electrical Engineering in the Graduate School of Science and Technology, you must submit the original score sheet of either TOEIC (TOEIC IP is acceptable) or TOEFL (either TOEFL iBT (Home Edition) or TOEFL ITP is acceptable). However, for the TOEIC public test, only a printout of the official digital certificate will be accepted. For TOEFL iBT (Home Edition is acceptable), you may also submit a Test Taker Score Report (a PDF downloaded from the test taker’s account). Please submit score sheets from exams taken within the past two years prior to application. Submitted score sheets will not be returned. If no score sheet is submitted, a written English test will be required.</p> <p>For the Department of Management in the Graduate School of Management, you must submit a copy of your master’s thesis or an alternative paper/report.</p> |
| 8 | 1 postcard (for exam admission ticket) | Write down the name and address to where you want the exam admission ticket to be sent on the front of the postcard and affix 323 yen worth of stamps (85 yen for regular postcard + 300 yen for express mail). Do not write anything on the reverse side. |

| | | |
|---|---|--|
| 9 | 2 Letter Pack Light (Graduate School of Engineering only) | Fold the envelope (for sending the exam admission ticket and screening results) in half and write the address to which the exam admission ticket and screening results will be sent in the address box on the front, and "Documents" in the item name field. |
|---|---|--|

(Explanatory note)

For persons applying to the Department of Mathematics and Science Education in the Graduate School of Science, fill out the "Research plan/performance report" form designated by the university by compartmentalizing into "Research objective," "Academic background behind research," "Originality of research," "Details of research plan/method," and "Status of preparations."

5. Screening Locations

| Graduate School | Screening Location | Location where Details are Posted |
|--|--|--|
| Graduate School of Science • Department of Mathematics • Department of Physics • Department of Applied Mathematics • Department of Mathematics and Science Education | Kagurazaka Campus | In front of Building No. 1 on Kagurazaka Campus |
| Graduate School of Science • Department of Chemistry | Kagurazaka Campus | In front of Building No. 5 on Kagurazaka Campus |
| Graduate School of Engineering | Katsushika Campus | In front of Lecture Hall Building on Katsushika Campus |
| Graduate School of Science and Technology | Noda Campus | In front of the main gate on Noda Campus |
| Graduate School of Advanced Engineering | Katsushika Campus | In front of Lecture Hall Building on Katsushika Campus |
| Graduate School of Management | Kagurazaka Campus, Fujimi Building | Main Entrance of Kagurazaka Campus Fujimi Building |
| Graduate School of Biological Sciences | Noda Campus, Research Institute of Biomedical Sciences | Noda Campus |

*Details regarding screening locations will be posted at each campus and Graduate School on the screening date.

[Application Method]

[Precaution for applying]

Before the application make sure to contact the instructor you wish to be guided or, if your instructor has not been determined, contact the manager or secretary of your desired department and receive instructions. Inquire with the applicable office listed on P.1 regarding contact methods, etc.

The entrance examination fee is 35,000 yen.

(1) The following two payment methods are available for entrance examination fee. Please note that payment through ATMs or online banking will not be accepted at all.

① At the bank counter

- You can make a payment from any bank in Japan (payments from ATMs and online banks are not accepted).
- A handling charge will not apply only if you make a payment from MUFG Bank Headquarters or branches.
- Please fill out required information on Application for Admission (A), Receipt of Entrance Examination Fee (B), and Request Form for Bank Transfer of the Entrance Examination Fee (C), then, please make a payment through a wire transfer at the bank counter.
- After paying the entrance examination fee, please ensure that the bank's receipt stamp is sealed on (A) and (B) before leaving the bank.

*If the bank's receipt stamp is not sealed, it will be considered that your payment for the entrance examination fee has not been made.

• Receipt of Entrance Examination Fee (B) is your copy. Please detach it and keep it safe.

• The bank will detach and keep Request Form for Bank Transfer of the Entrance Examination Fee (C) after the payment is made.

② At a convenience store

• After making a prior application from a computer, smartphone, etc., you can make a payment at the register of a convenience store.

• You can pay at Seven Eleven, Lawson, Family Mart, or Mini Stop.

• Please cut out "certificate of payment (on which the applicant's name and paid amount has been printed)" of "Statement of handling entrance examination fees and screening fees," which will be issued after you pay the entrance examination fee at the convenience store. Then, please attach the certificate of payment to Application for Admission (A) and send it to the university. If you make the payment by this method, Receipt of Entrance Examination Fee (B) and Request Form for Bank Transfer of the Entrance Examination Fee (C) are not necessary, so please detach and discard them.

* If the certificate of payment is not attached to Application for Admission (A) or a copy of the certificate of payment is attached, it will be considered that your payment for the entrance examination fee has not been made.

• Refer to the next page for information regarding payment methods.

(2) Within the application period, enclose application documents in a commercially-available *Kakugata* size 2 envelope, affix the envelope label for application documents, and mail your documents to the applicable address listed on P.1 using registered express mail (postmark is valid), or bring it directly to the applicable office.

[Handling of personal information]

Handling of personal information listed on the Application for Admission is as follows.

(a) Personal information may be used for the purposes of 1) entrance exam operation (application processing and exam operation), 2) announcement of results, 3) admission procedures, 4) emergency contact with enrollees, and other associated matters.

(b) Personal information may be used for public relations activities (sending of application guidelines, pamphlets, etc. and distribution of entrance examination information) for graduate schools established by the educational corporation Tokyo University of Science .

(c) Personal information that has been statistically processed so that individuals cannot be identified may be used as material for surveys and research for the selection of students for admission to the university.

Personal information will not be used for any purposes than those listed above.

For Applicants in Japan Payment of Entrance Examination Fee at a Convenience Store

Entrance examination fees can be paid 24 hours/day at Seven Eleven, Lawson, Mini Stop or Family Mart.

1 Apply beforehand on the Web



Follow the instructions on the screen, and obtain the number required for payment.

<https://e-shiharai.net/>

*If you realize you input your information incorrectly after obtaining a number, do not make a payment using that number. Instead, input your information again and obtain a new number.
Input information for which payment could not be made within the payment deadline will be automatically cancelled.

2 Pay at a convenience store

- If you are a foreign student, input your name in *katakana*.
- The entrance examination fee cannot be paid through a transfer using an ATM. Make sure to pay at the cash register.
- The university is unable to respond to inquiries regarding operation of the terminals at convenience stores.
- The screen design, etc. of the in-store terminal may change without notice.

7 ELEVEN
[Payment slip number (13 digits)]

● **At the cash register**
Tell the clerk that you are making an "Internet payment", and hand over a printout of the [Payment Slip] or tell him/her the [Payment Slip Number].

The multi-functional copy machine cannot be used.

After paying, make sure to obtain "Statement of Handling Entrance Examination Fees and Screening Fees" (ticket).

LAWSON **MINI STOP**
[Customer number (11 digits)]
[Confirmation number (4 digits)]

To **Loppi**

Menu of Services

Payments/Internet Applications (Purple button)

Make Various Payments

Multi-Payment Service

Input [Customer Number] [Confirmation Number]

Take the "Application Ticket" (receipt slip) output from the in-store terminal, and pay at the cash register within 30 minutes.

After paying, make sure to obtain "Statement of Handling Entrance Examination Fees and Screening Fees".

FamilyMart
[Customer number (11 digits)]
[Confirmation number (4 digits)]

To a multi-copy machine

Pay

Make Various Payments

Proceed to Number Input Screen

Input [Customer Number] [Confirmation Number]

Take the "Application Ticket" (receipt slip) output from the in-store terminal, and pay at the cash register within 30 minutes.


After paying, make sure to obtain "Statement of Handling Entrance Examination Fees and Screening Fees".

3 Application

Cut out the "Certificate of Payment" portion of the "Statement of Handling Entrance Examination Fees and Screening Fees", and attach it to the designated section of your Application for Admission.


● Seven Eleven

Cut out the "Certificate of Payment" portion of the "Statement of Handling Entrance Examination Fees and Screening Fees".
Keep "Payment Receipt for Ticket, etc."

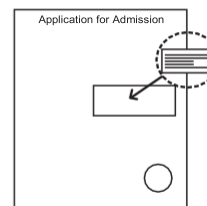


● Lawson ● Mini Stop ● Family Mart

Cut out the "Certificate of Payment" portion of the "Statement of Handling Entrance Examination Fees and Screening Fees".
Keep "Statement of Handling and Receipt".



Attach the "Certificate of Payment" that you cut out to the designated section on the Application for Admission.



"Certificate of Payment" to be affixed to Application for Admission

"When attaching the "Certificate of Payment", do not use glue if it is indicated on the bottle or tube that the glue "may discolor thermal paper/pressure-sensitive color". This may cause the "Certificate of Payment" to darken and become black.

■ Notes to Remember

- Check the application period in the Application Guidebook, and make payments in advance with sufficient time before the deadline.
- On the final payment deadline date, the cutoff for "Applying on Web Site" is 11:00 PM, and the cutoff for using a payment terminal at a convenience store is 11:30 PM.
- Entrance examination fees that have been paid will not be refunded.
- The eligible convenience stores/payment methods are subject to change. Changes will be announced on the Web site.
- In addition the entrance examination fee, a separate processing fee will also apply. For details, check the Web site.

Inquiries regarding "Payment of Entrance Examination Fees" cannot be answered at a convenience store. For details, check the Web site.

<https://e-shiharai.net/>

[Filling out the Application for Admission]

- (1) Changes of your desired Graduate School/Department will not be acknowledged once you have submitted your application.
- (2) Fill out the Application for Admission (①) accurately, and mark the necessary items with a circle (○).
- (3) General precautions
 - ① For the code of your desired Graduate School/Department, refer to the code chart and write down the code accurately.
 - ② In the Student ID Number field, write down your most recent Student ID Number only if you are a graduate of the university.
 - ③ In the Name field, separate your last name and first name.
*Applicants who are not Japanese citizens should write their name in the name column as it appears in English in their passport.
 - ④ Take special care to distinguish between “ノ”, “リ”, and “ン”, “シ” and “ソ”, “コ” and “ユ”, “ア” and “マ”, and “フ” and “ク”.
 - ⑤ If the month or date of your birthdate is a single digit, add a “0” to the left of the digit.
 - ⑥ Do not use () when filling out your phone number. Use “-” (hyphen) instead.
 - ⑦ The address/contact information refers to the location where the university will mail your acceptance letter, etc. Write down an address where you can definitely be contacted. If you change your contact details after submitting your application, please contact the Coordinator as soon as possible to update your details.
 - ⑧ If you live in an apartment, dormitory, boarding house, etc., make sure to remember to write down your apartment number, building number, room number, C/O, etc.
 - ⑨ For faculty names and research field codes, in your field of choice, refer to “List of Faculty Offering Research Guidance and Research Fields” starting on P. 18 of the Japanese version of the Application Guidebook, and write down the code.
If you particularly prefer a research field overseen by a faculty member without a code, inquire with the applicable office listed on P.1.
- (4) Precautions for attaching your photograph
 - ① Please paste a color photograph of the designated size (H 4 cm x W 3 cm).
 - ② This photo will be used for your Student ID.
 - ③ Please use a photograph that meets the following requirements:
 - a. In color b. No frame c. Frontal shot of upper body, without a hat. Students who usually wear glasses should be wearing glasses. d. Photograph must be taken within the last three months e. Snapshots (informal photographs) are not acceptable. f. A photograph with hair covering the eyes, closed eyes, or with the face not falling within the frame is not acceptable.
 - ④ Please write your desired department code and your name on the reverse side of the photograph using an oil-based marker, and paste the photo securely onto the photo section.

[Graduate School/Department Codes]

When filling out the application form, make sure to double-check the code when transcribing it onto the form.

| Graduate School | Department | Code |
|--------------------------------|-------------------------------------|------|
| Graduate School of Science | Mathematics | 11 |
| | Physics | 12 |
| | Chemistry | 13 |
| | Applied Mathematics | 14 |
| | Mathematics and Science Education | 17 |
| Graduate School of Engineering | Architecture | 41 |
| | Industrial Chemistry | 42 |
| | Electrical Engineering | 43 |
| | Information and Computer Technology | 46 |
| | Mechanical Engineering | 45 |

| Graduate School | Department | Code |
|---|--|------|
| Graduate School of Science and Technology | Mathematics | 61 |
| | Physics and Astronomy | 62 |
| | Information Sciences | 63 |
| | Applied Biological Science | 64 |
| | Architecture | 71 |
| | Pure and Applied Chemistry | 72 |
| | Electrical Engineering | 73 |
| | Industrial and Systems Engineering | 74 |
| | Mechanical and Aerospace Engineering | 75 |
| | Civil Engineering | 76 |
| Graduate School of Advanced Engineering | Applied Electronics | 81 |
| | Materials Science and Technology | 82 |
| | Biological Science and Technology | 83 |
| | Applied Physics | 84 |
| Graduate School of Management | Medical and Robotic Engineering Design | 85 |
| | Management | 86 |
| Graduate School of Biological Sciences | Biological Sciences | 03 |

[Precautions Regarding Implementation of Screening]

- (1) Precautions related to infection for which suspension of attendance is specified in the School Health and Safety Act
- On the day of the entrance examination, if you suspect you have an infection (COVID-19, influenza, measles, chickenpox, rubella, etc.) for which suspension of attendance is specified in the School Health and Safety Act, and are not fully recovered, in principle, please refrain from taking the examination as there is the risk of spreading an infection to other examinees, proctors, etc. However, this is not limited to cases where a school physician or other physician has deemed that there is no risk of infection based on your condition.
- In cases where you refrain from taking the examination based on the above, you will not be refunded the entrance examination fee. Please take sufficient care in managing your health on the day of the examination.
- (2) In the event that the university deems that it is difficult to implement an entrance examination as scheduled due to unforeseen circumstances, such as a natural disaster, fire, power outage, widespread delays in public transport, etc., measures may be taken such as to delay the start time of the examination, postpone the examination, change the examination venue, etc. Information by the university related to implementation of the entrance examination will be provided on the TUS website (<https://www.tus.ac.jp/>).
- The university will not bear any responsibility for disadvantages to examinees associated with the above.

[Announcement of Acceptance]

Monday, March 9, 2026 at 10:00 AM

©In addition to posting admission results at relevant buildings and Research Institutes, acceptance letters will be mailed by express mail. Please allow 1 to 2 days for the letters to arrive. An announcement will not be made on the website of the university.

Delivery of letters may be slightly delayed depending on postal circumstances. Responses will not be provided to inquiries regarding screening results at all, whether over the phone or in person. If you change your address after announcement of acceptance, please notify the appropriate office listed on P.1.

| | |
|---|--|
| Graduate School of Science | Kagurazaka Campus: Bulletin board on 1 st floor of Building No. 3 Kagurazaka Campus: Bulletin board on 1 st floor of Building No. 5 |
| Graduate School of Engineering | Katsushika Campus: Bulletin board on 1 st floor of Lecture Hall Building |
| Graduate School of Science and Technology | Noda Campus: Bulletin board at Faculty of Science and Technology Office on 2 nd floor of Building No. 1 |
| Graduate School of Advanced Engineering | Katsushika Campus: Bulletin board on 1 st floor of Lecture Hall Building |
| Graduate School of Management | Kagurazaka Campus: Bulletin board on 2 nd floor of Fujimi Building |
| Graduate School of Biological Sciences | Noda Campus: Research Institute for Biomedical Sciences |

[Admission Procedure]

Please pay the enrollment procedure fee (including tuition and facilities fees for first semester) by bank transfer **between Monday, March 10 and Friday, March 14, 2025**. Payment through ATMs or online banking will not be accepted.

- (1) Admission procedures will not be acknowledged, under any circumstances, after the admission procedures deadline has passed.
- (2) An “Admissions approval form” will be sent to persons undergoing admission procedures. It will take approximately 1 week for documents to arrive after payment.

[First Year's Payment (2026 Academic Year)] Doctoral Course
(General selection/Members of society)

(Unit: yen)

| Graduate School | Department | Enrollment procedure fee (A) | Academic fee | | | Other fees | Second semester fee (B) | Academic fee | | Total fees for first year (A+B) |
|------------------------|---|------------------------------|----------------|-------------|----------------------------|--------------------------------------|-------------------------|--------------|----------------------------|---------------------------------|
| | | | Enrollment fee | Tuition fee | Educational enrichment fee | | | Tuition fee | Educational enrichment fee | |
| Science | Mathematics Physics Chemistry Applied Mathematics Mathematics and Science Education | 602,740 | 200,000 | 300,000 | 100,000 | <Student Health Mutual Aid> 2,740 | 400,000 | 300,000 | 100,000 | 1,002,740 |
| Engineering | Architecture Industrial Chemistry Electrical Engineering Information and Computer Technology Mechanical Engineering | | | | | | | | | |
| Science and Technology | Mathematics Physics and Astronomy Information Sciences Applied Biological Science Architecture Pure and Applied Chemistry Electrical Engineering Industrial and Systems Engineering Mechanical and Aerospace Engineering Civil Engineering | | | | | | | | | |
| Advanced Engineering | Applied Electronics Materials Science and Technology Biological Science and Technology Applied Physics Medical and Robotic Engineering Design | | | | | | | | | |
| Management | Management | | | | | | | | | |
| Biological Sciences | Biological Sciences | | | | | | | | | |

◎ The amount listed for the Student Health Mutual Aid is the planned amount.

◎ The tuition and educational enrichment fee for the second year and onwards is the same amount as for the first year.

◎ At universities established by the educational corporation of Tokyo University of Science, those who graduated or completed from their undergraduate school, master's course, or professional degree program and advance to their doctoral course are exempt from enrollment and educational enrichment fee. The graduates of the Tokyo University of Science, Yamaguchi (excluding those who enrolled after the university became a public university in 2016); Science University of Tokyo, Yamaguchi College; Tokyo University of Science, Suwa (excluding those who enrolled after the university became a public university in 2018); and Science University of Tokyo, Suwa College are exempt from enrollment and educational enrichment fee based on application by the graduate themselves. For application methods, etc., contact the Admissions Section (<https://faq.admissions.tus.ac.jp/hc/ja/requests/new>).

[Precautions]

- (1) Changes of your Graduate School/Department will not be acknowledged once you have submitted your application.
- (2) Once received, application documents and entrance examination fees will not be returned.
- (3) Enrollment will be cancelled in cases of misconduct during entrance examinations or provision of falsified or fraudulent information on application documents, etc.
- (4) Refund of enrollment procedure fee
 - 1) Once paid, the enrollment fee, tuition fee, etc. will not be refunded, regardless of the reason.
 - 2) Regardless of the stipulation of 1) above, the paid tuition fees, etc. (tuition fee, facilities fee, and student health mutual aid fee) excluding enrollment fee, will be refunded if a refusal of enrollment is submitted using the designated Web form by 9 a.m. in JST on Tuesday, March 31, 2026. (For details, please see "Admissions Documents". Instructions on how to download "Admissions Documents" will be provided when the admissions approval form is sent.)